

# Effect of Previous Crop on Soil Populations of *Burkholderia solanacearum*, Bacterial Wilt, and Yield of Tomatoes in Taiwan

V. V. Michel, G. L. Hartman, and D. J. Midmore, Asian Vegetable Research and Development Center, P.O. Box 42, Shanhua, Tainan, 74199 Taiwan (Republic of China)

## ABSTRACT

Michel, V. V., Hartman, G. L., and Midmore, D. J. 1996. Effect of previous crop on soil populations of *Burkholderia solanacearum*, bacterial wilt, and yield of tomatoes in Taiwan. *Plant Dis.* 80:1367-1372.

Three field experiments were conducted to evaluate populations of *Burkholderia solanacearum* and the occurrence of tomato bacterial wilt in soil left fallow, and following crops of cowpea, eggplant, and rice. Bacterial population declined after cowpea and rice, but not after eggplant. The population also declined after soil was left fallow, indicating that a suitable host plant is required to maintain the bacterial population. The area under disease progress curve (AUDPC), based on the incidence of wilted tomato plants, was significantly ( $P < 0.05$ ) higher following eggplant compared with cowpea and rice for three experiments and in fallow for two of the three experiments. Yields of cowpea, eggplant, and rice were not affected by the presence of *B. solanacearum* in the soil; however, yields of tomato crops were significantly ( $P < 0.05$ ) lower following eggplant than following rice. Under greenhouse conditions, bacterial populations decreased more when soil was cropped to rice under permanently flooded conditions.

Bacterial wilt caused by *Burkholderia solanacearum* (formerly *Pseudomonas solanacearum*) is a major soilborne disease of tomato (*Lycopersicon esculentum* Mill.) in the tropics and subtropics (8). At the Asian Vegetable Research and Development Center (AVRDC), located in southern Taiwan, breeding for resistance to bacterial wilt of tomato has had some success, as a moderately resistant hybrid was reported to have less bacterial wilt than other hybrids (6). Although host resistance has shown some promise for tomato bacterial wilt control in Taiwan, it may be rather site-specific, as a report indicated that the same tomato lines planted in Indonesia, the Philippines, and Taiwan had different levels of resistance to bacterial wilt (5).

Cultural controls have been used in an overall management scheme to control bacterial wilt. More specifically, crop rotation has in some cases been an effective control method, but it has been studied

mainly in nontropical environments or uplands in the tropics with tobacco (*Nicotiana tabacum* L.) and potato (*Solanum tuberosum* L.) (10,14,17,26). Some crops, such as rice (*Oryza sativa* L.), were reported to reduce bacterial wilt of potato in Indonesia (31) and Sri Lanka (23). Other crops that are grown in the tropical lowlands before tomato, such as cowpea (*Vigna unguiculata* L.) and eggplant (*Solanum melongena* L.), were reported to decrease and increase bacterial wilt of tomato, respectively (26,30). Cowpea also has been reported as a host for *B. solanacearum* (20).

The objectives of this study were to monitor bacterial wilt of tomato and *B. solanacearum* population in the soil following a crop of either cowpea, eggplant, or flooded rice, and after soil was left fallow, and to determine the effect of irrigation and N fertilization of rice on *B. solanacearum* population under pot-cultured greenhouse conditions.

## MATERIALS AND METHODS

**Field design and procedures.** Three field experiments were conducted at AVRDC. Experiment 1 started on 26 June 1992 and ended 1 December 1992. Experiments 2a and 2b started on 17 June and 13 July 1993 and ended 24 November and 3 December 1993, respectively. In all the experiments, four different crop sequences were investigated: cowpea-tomato, eggplant-tomato, rice-tomato, and fallow-tomato. In contrast to experiment 1, the factor infested/noninfested soil was added to experiments 2a and 2b. With the exception of the tomato cultivar, experiments 2a

and 2b were identical. The soil was Fluventic Dystrochrept, a sandy loam, pH 7.5 (1:1.5 [wt/vol]; air-dry soil/0.01 M CaCl<sub>2</sub>), total N = 0.059% and total C = 0.704%. After experiment 1, the field experimental site was deep-plowed and planted to wheat (*Triticum aestivum* L.) for the cool season before infesting the soil again for experiments 2a and 2b. Experiment 2a was located adjacent to experiment 2b at the same site where experiment 1 was conducted the previous year.

A bacterial wilt nursery was established to infest the soil with *B. solanacearum* before starting the experiments. A susceptible tomato line (AVRDC line L-390) was directly sowed in the field. Six weeks after sowing, a stock suspension of PSS4—AVRDC *B. solanacearum* strain 4, biovar 3 (7), race 1 (2)—was grown on 523 medium (11) for 1 day at 30°C and then mixed with distilled water. The stock suspension was diluted in the field with tap water to approximately OD<sub>600</sub> = 0.3, which corresponded to  $6 \times 10^8$  CFU/ml on triphenyl tetrazolium chloride (TTC) medium (12). Leaves were clipped with sickles prior to inoculation. Plants wilted 2 weeks later and were incorporated in the soil with a rotovator.

Experiment 1 was arranged in a randomized complete block design with four replications. Experiments 2a and 2b were arranged in a split-plot, randomized complete block design with three replications. The main treatment was infested/noninfested soil, as only half the plots were infested with *B. solanacearum*. In the noninfested plots, corn (*Zea mays* L.) was grown instead of tomato. The corn was cut at ground level when the tomato plants were inoculated in the bacterial wilt nursery. The aboveground corn parts were removed from the field. In all experiments, adjacent plots were separated by 1 m. Blocks were separated by 2 m. Furrow irrigation and drainage were designed so that surface water from one experimental plot could not contaminate another plot. In experiments 2a and 2b, all major field management practices such as soil preparation, forming beds, and transplanting were first completed in the noninfested plots to avoid contamination of the infested plots. Different sets of tools were used for the infested and noninfested plots.

Cowpea, eggplant, and rice were planted in the field 1 to 25 days after infesting the soil with *B. solanacearum*. Cowpea (land-

Corresponding author: V. V. Michel, Federal Agricultural Research Station of Changins, P.O. Box 254, CH-1260 Nyon 1, Switzerland; E-mail: vincent.michel@frc.admin.ch

Present address of second author: USDA, Agricultural Research Service, University of Illinois at Urbana-Champaign 61801-4723.

Present address of third author: Department of Biology, Central Queensland University, Rockhampton, Qld 4702, Australia.

Accepted for publication 27 August 1996.

race Matou #1) was sown in two rows per bed, with a spacing of 0.7 m between and 0.1 m within rows. Before sowing, basal P-K fertilizer was broadcast and incorporated at a rate of 40 kg of  $P_2O_5$  and 110 kg of  $K_2O$  per ha. No N fertilizer was applied. Eggplant seedlings (var. Pingtung Long, resistant to bacterial wilt) were raised in a greenhouse in 9-cm-diameter plastic pots filled with a steam-sterilized 1:3:1:1 mix-

ture of sand/field soil/rice husk/sugarcane compost. Four- to 7-week-old seedlings were transplanted in two rows per bed with a spacing of 0.6 m between rows and 0.4 m within rows. Before transplanting, basal N-P-K fertilizer was broadcast and incorporated at a rate of 40 kg of N, 80 kg of  $P_2O_5$ , and 70 kg of  $K_2O$  per ha. The beds were covered with rice straw mulch. Two N-K side dressings at a rate of 40 kg of N and

40 kg of  $K_2O$  per ha per application were applied. In rice plots, beds were flattened and the soil was puddled after application of basal N-P-K fertilizer at a rate of 40 kg of N, 30 kg of  $P_2O_5$ , and 60 kg of  $K_2O$  per ha. Commercial rice seedlings (var. 90 Days Sticky Rice) were transplanted with a spacing of 24 x 24 cm between hills. Rice plots were flooded permanently until harvest and two N side dressings, each of 40 kg of N per ha, were applied.

All experimental plots were hand weeded. Areas between plots were kept weed-free with herbicide (glyphosate). Insecticides and fungicides were used to minimize crop damage and yield losses as needed. Furrow irrigation was done regularly in accord with rainfall. Fallow plots were irrigated at the same rate as cowpea and eggplant plots.

At harvest, aboveground parts of rice and eggplant were removed from the field. Aboveground biomass of cowpea was removed in experiment 1 but not in experiments 2a and 2b. Basal N-P-K fertilizer, at a rate of 40 kg of N, 80 kg of  $P_2O_5$ , and 70 kg of  $K_2O$  per ha, was broadcast in all plots for the subsequent tomato crop. Plots were rototilled and the beds were rebuilt with the same irrigation and drainage system before tomato seedlings were transplanted.

Tomato seedlings were raised the same way as eggplant seedlings. An indeterminate commercial tomato hybrid (var. Farmers 301, susceptible to bacterial wilt) was used in experiments 1 and 2b. For experiment 2a, a determinate AVRDC tomato line (CL-5915-93D<sub>4</sub>-1-0-3-0, moderately resistant to bacterial wilt) was used. Seedlings were transplanted 4 to 5 weeks after sowing in one row per bed, with spacings of 0.5 m and 0.3 m within the row in experiments 1 and 2a/2b, respectively. The plot size was 10 x 1 m in experiment 1 and 6 x 1 m for either infested or noninfested soil in experiments 2a and 2b. The total number of tomato plants per plot was 20 in all experiments. Soil was covered with rice straw mulch and dark gray plastic mulch in experiments 1 and 2a/2b, respectively. In all experiments, an N-K side dressing, at a rate of 40 kg of N and 40 kg of  $K_2O$  per ha per application, was applied twice. Pest control was done as for the previous crops.

**Enumeration of *B. solanacearum* from soil.** Soil samples were taken at the following times: (i) after infestation of the soil; (ii) after establishment of the first crop; (iii) at harvest of the first crop before transplanting tomato; (iv) after establishment of tomato; and (v) at harvest of tomato. These times corresponded to 7, 35, 80, 105, and 158 days after infestation (DAI) of soil with *B. solanacearum*; 0, 35, 62, 89, 118, and 160 DAI; and 0, 35, 76, 112, and 143 DAI for experiments 1, 2a, and 2b, respectively. Soil was removed from each plot to a depth of 5 to 20 cm with a 3-cm-diameter soil auger. Ten and

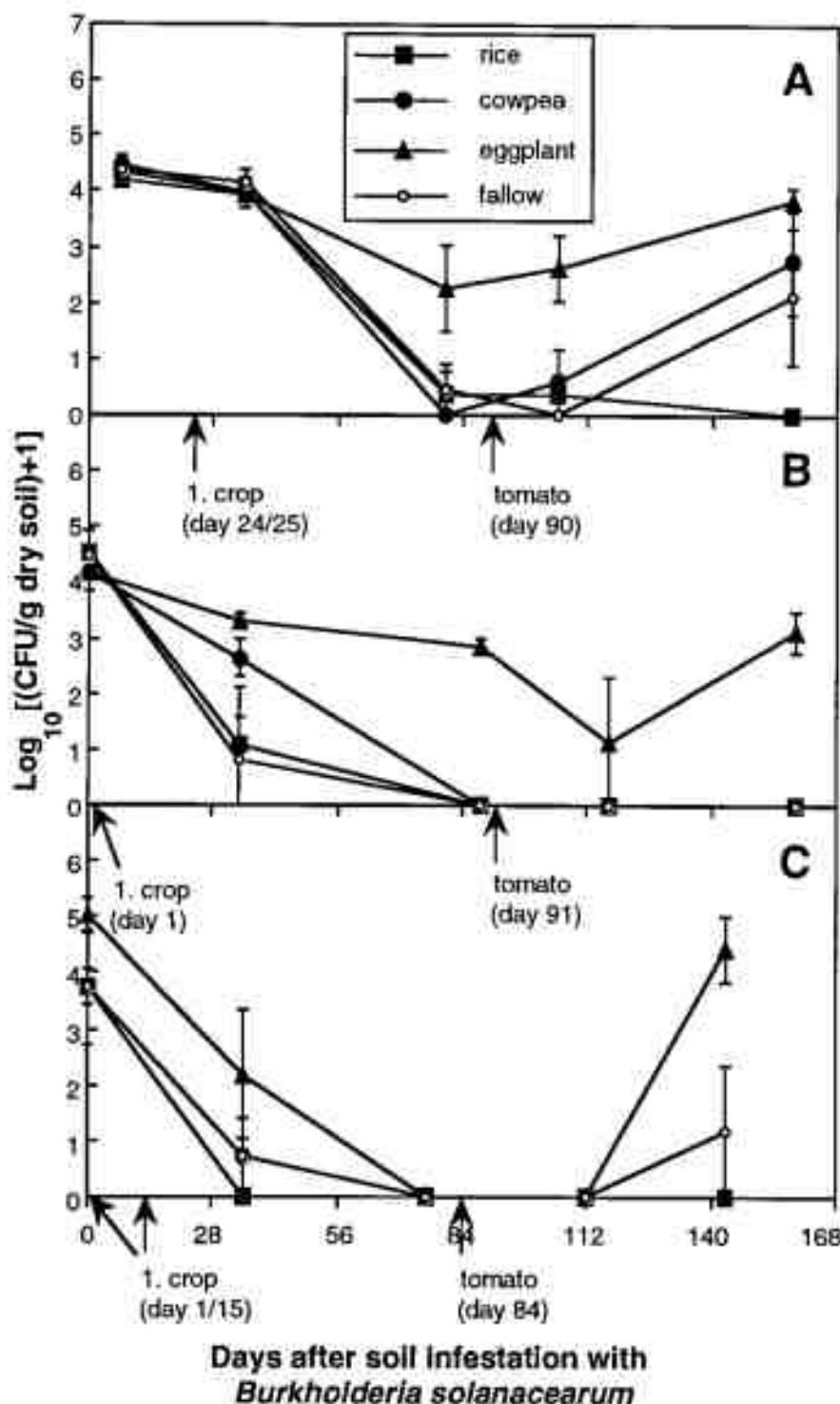


Fig. 1. *Burkholderia solanacearum* populations in soils planted to cowpea, eggplant, and rice (1. crop), or left fallow and then recropped to tomato. The soil was initially infested with debris of infected plants. (A) Experiment 1 (1992); (B) Experiment 2a (1993); (C) Experiment 2b (1993). Y bar represents standard error of a mean. Arrows indicate dates of planting.

four subsamples per plot were pooled in 1992 and 1993, respectively. Subsamples were collected between the tomato row and the bed edge alternately on both sides of each row to minimize root injury. The soil removed at each sampling was at least 20 cm away from the previous sampling site. Between plots, sampling tools were carefully cleaned, and for experiments 2a and 2b all the plots with noninfested soil were sampled before the plots with infested soil. To avoid moving soil on footwear, no sampling was done after heavy rainfall.

Immediately after sampling, 10 g of soil per sample was added to 90 ml of sterile, distilled water in a 250-ml Erlenmeyer flask and shaken for 30 min before serial dilutions were made on modified SM-1 medium (32). The following components were added to the basic TTC medium: 5 µg of crystal violet per ml, 100 µg of polymyxin B sulfate per ml, 20 µg of tyrothricin per ml, 5 µg of chloromycetin per ml, and 5 µg of cycloheximide per ml. The plates were incubated at 30°C. CFU counted were irregular, fluidal, white forms with white or pink centers, after 2 to 3 days incubation at 30°C. A 20-g sample of soil was oven dried to determine soil dry weight.

**Wilt data.** Eggplant and tomato wilt were recorded weekly in the late afternoon (except when heavy rainfalls prohibited access to the field) starting immediately after transplanting. A plant was counted as wilted if at least one leaf was partially wilted. Plants at the end of each row were not rated. The area under disease progress curve (AUDPC) was calculated based on wilt incidence (25).

**Yield data.** Yield was not measured in experiment 1. In experiments 2a and 2b, cowpea, eggplant, and tomato were harvested a number of times. Rice and cowpea grain was oven dried before weighing. At rice harvest, all remaining nonmature cowpea grains were also collected. Eggplant and tomato yields were measured as fresh weight. Eggplant harvest was terminated at the time of rice harvest even though new eggplant fruits were still developing. At final tomato harvest, fully developed green fruits were included in yield. Total plot yields, including border plants, were assessed for cowpea and rice, while for eggplant and tomato, plants at the end of each row were excluded from yield assessment.

**Data analysis.** The number of CFU per g of dry soil was transformed (logarithmic [ $x + 1$ ]) for statistical analysis (28). Wilt and yield data were subjected to analysis of variance and least significant difference ( $P < 0.05$ ) was used for means separation (16).

**Greenhouse experiments.** Two greenhouse experiments were conducted from 22 March to 7 July 1993 and from 15 July to 6 October 1993. The two experiments consisted of the same treatments. Rice was grown in infested soil with two irrigation factors (flooded/nonflooded) and two N fertilizations (with/without N fertilizer) in

all possible combinations. A control treatment without rice was included to provide information about survival of *B. solanacearum* in noncropped soil. Noninfested soil without rice plants was used as a second control to determine whether there was any natural occurrence of *B. solanacearum* in the soil. Soil collected adjacent to the field experimental site was sieved (1-cm mesh size) and air dried. Strain PSS4 was

grown on 523 medium at 30°C for 1 day. A stock suspension was prepared with distilled water and adjusted to  $OD_{600} = 0.3$ . The stock suspension was diluted 1:4 with tap water prior to adding to the air-dried soil. The PSS4 suspension/soil ratio was 1:10 (vol/vol). The soil and suspension were mixed thoroughly, covered with black plastic sheets, and incubated for 6 days at room temperature. Infested soil was trans-

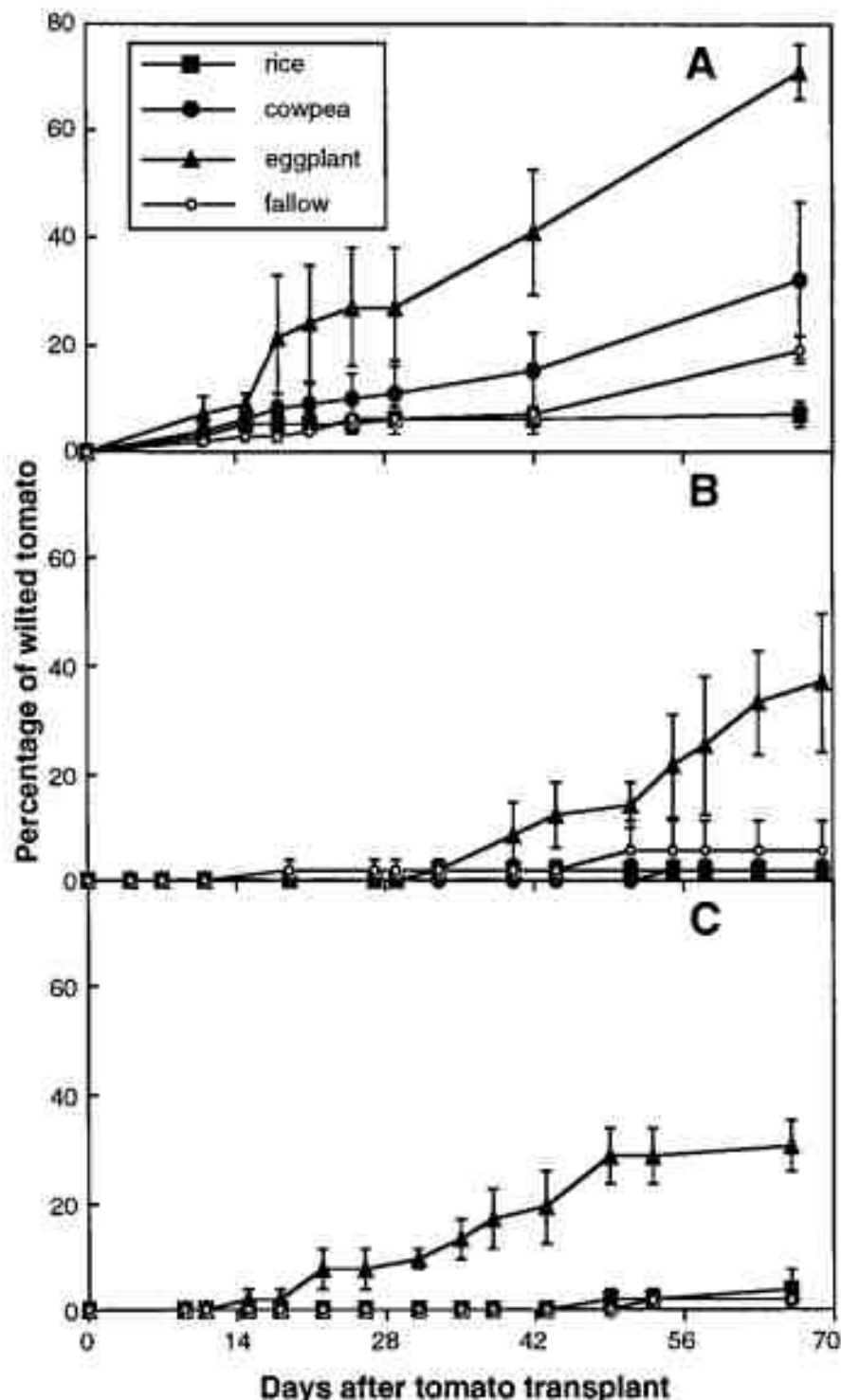


Fig. 2. Bacterial wilt incidence in tomato following cowpea, eggplant, rice, or fallow. A tomato plant was considered wilted when at least one leaf was partially wilted. (A) Experiment 1 (1992). (B) Experiment 2a (1993). (C) Experiment 2b (1993). Error bar represents standard error of a mean.



ferred to the experimental units (= boxes). For a control, soil was mixed with distilled water instead of PSS4 suspension.

Plastic boxes (50 × 30 × 30 cm) were equipped with a drainage system to control the water level. Two centimeters above the bottom, one side of the box was perforated and a 1-cm-diameter silicon tube was inserted. The tube inside the box was punctured at 5-cm intervals and was then embedded into gravel that was covered with a layer of synthetic insulation material and a double layer of nylon net (1-mm mesh size) to avoid the obstruction of the drainage system by soil particles. The boxes were insulated on all external surfaces with 2-cm-thick Styrofoam sheets to avoid excessive heating by solar radiation.

Before each box was filled with 35 liters of infested soil, equivalent rates of basal P fertilizer (30 kg of P<sub>2</sub>O<sub>5</sub> per ha) and K fertilizer (60 kg of K<sub>2</sub>O per ha) were added and mixed thoroughly with the soil. Urea was added to the treatments with N fertilization at a rate of 30 kg of N per ha as a basal application. The boxes were then arranged in a completely randomized design in a greenhouse with cooling and shading so that the controlled maximum air temperature was 30°C. Each treatment had three replications.

In each box, a gypsum block (Soil-moisture Equipment Corp., Santa Barbara, CA) was installed at a depth of 10 cm to measure the soil moisture in the non-flooded and control treatments. At the beginning of the experiment, the soil was saturated with tap water; later, the soil matrix potential was kept at -50 to -100 kPa. The water level of the flooded treatments was maintained at 2 to 4 cm above soil surface. However, before N side dressing was added the water was drained.

In saturated or flooded boxes, commercial rice seedlings were transplanted, six hills per box, spaced 20 × 20 cm apart. In the first experiment, a 120-day rice cultivar (TN 248) was grown, while in the second experiment, a 90-day rice cultivar (90 Days Sticky Rice) was grown. The soil depth after transplanting was 15 cm for the flooded treatments and 17 to 18 cm for the other treatments. The treatments with N fertilizer received urea in two side dressings equivalent to 30 kg of N per ha, 21 and 48 days after transplanting. The experiments lasted until the rice of the flooded treatment receiving N fertilizer reached maturity.

For the determination of the *B. solanacearum* population, soil was sampled 0, 2, 4, 8, and 12 weeks after transplanting and

at harvest (15 and 12 weeks after transplanting for the first and second experiments, respectively). Ten to 12 subsamples per box were taken at a depth of 0 to 15 cm with a 7-mm-diameter soil auger. The subsamples were mixed and the *B. solanacearum* population was determined in the same way as for the field experiments. The tools for sampling were carefully cleaned between experimental units.

## RESULTS

**Field experiments.** The initial populations of *B. solanacearum* were similar in all three experiments and the populations decreased during the first crop and in fallow (Fig. 1A-C). In cowpea, fallow, and rice, *B. solanacearum* populations declined rapidly to nearly, or completely, undetectable levels, whereas the populations in soils planted to eggplant declined substantially in only one of the three experiments. When tomatoes were grown after eggplant, the bacterial population increased in all three experiments, reaching levels similar to those after initial soil infestation. The population also increased following fallow when the susceptible tomato cv. KY 301 was planted. The *B. solanacearum* population increased following cowpea only in experiment 1. *B. solanacearum* was not detected following rice in any of the experiments. In the noninfested plots in experiments 2a and 2b, *B. solanacearum* was not detected in soil on any sampling date.

Bacterial wilt of eggplant in the infested plots was 1, 3, and 4% in experiment 1, 2a and 2b, respectively. Bacterial wilt was not observed in cowpea and rice, and not in eggplant grown in the noninfested plots. None of the treatments suppressed bacterial wilt of tomato completely. The highest wilt incidence occurred following eggplant in all three experiments (Fig. 2A-C). In contrast, very low wilt incidence was observed in rice treatments in all experiments. In experiments 2a and 2b, wilt after cowpea and fallow was as low as after rice. In experiment 1, wilt incidence was slightly higher after cowpea than after fallow, but wilt levels were intermediate compared with eggplant and rice. In the noninfested plots of experiments 2a and 2b, no bacterial wilt of tomatoes occurred.

In all experiments, AUDPC of bacterial wilt of tomato was significantly less after cowpea and rice than after eggplant (Table 1). The AUDPC after fallow was significantly less than after eggplant in two of the three experiments.

The yields of cowpea, eggplant, and rice were not affected by infestation of the soil with *B. solanacearum*. The average yield of experiments 2a and 2b for the infested/noninfested plots was 0.18/0.18 kg/m<sup>2</sup> for cowpea, 3.37/3.34 kg/m<sup>2</sup> for eggplant, and 0.40/0.37 kg/m<sup>2</sup> for rice. Tomato yields were relatively low, as they were affected by fruit worm (experiment 2a) and black leaf mold (experiment 2b) (Table 2). In

Table 1. Area under disease progress curve (AUDPC) based on wilt incidence in tomato following cowpea, eggplant, fallow, or rice in 1992 (experiment 1) and 1993 (experiments 2a and 2b)

Previous crop	AUDPC of tomato		
	Experiment 1	Experiment 2a*	Experiment 2b*
Rice	345	71	49
Cowpea	925	30	28
Eggplant	2,235	670	902
Fallow	494	180	28
Probability > F	0.014	0.067	0.001
Least significant difference (5%)	1,103	506	277

\* Only subplot treatments of the main-plot treatment "infested soil" are included.

Table 2. Yields of tomato following cowpea, eggplant, fallow, or rice in experiments 2a and 2b (1993), in which tomatoes were grown in infested (*Burkholderia solanacearum*) and noninfested soils\*

Previous crop	Yield (kg m <sup>-2</sup> )			
	Experiment 2a		Experiment 2b	
	Infested soil	Noninfested soil	Infested soil	Noninfested soil
Cowpea	2.4	2.7	1.2	1.6
Eggplant	1.1	2.4	0.8	1.3
Fallow	2.8	2.8	1.1	1.1
Rice	2.6	2.6	1.4	1.2
Mainplot error <sup>b</sup>	93.35		189.96	
Subplot error <sup>b</sup>	384.64		81.32	
Replications (no.)	3		3	
Least significant difference (LSD)	1.1		0.5	
(5%) between subplot treatments for the same mainplot treatment				
LSD (5%) between subplot treatments for different mainplot treatments	1.1		0.8	

\* Soil was infested by growing susceptible tomatoes in the field. Six weeks after seeding, tomatoes were injured and inoculated with *B. solanacearum*. Wilted plants were incorporated 2 weeks later. In noninfested plots, corn was grown instead of tomatoes.

<sup>b</sup> Mainplot treatment (infested/noninfested soil) means and subplot treatment (previous crop) means were not significantly different (*P* < 0.05).

both experiments there were no significant differences in yields between treatments in the noninfested plots. In the infested plots of experiment 2a, following cropping in eggplant caused a significantly lower tomato yield than following rice, cowpea, or fallow soil, for which yields were comparable. The tomato yield following eggplant was significantly lower in the infested plots than in the noninfested plots. In experiment 2b only the difference between the highest-yielding tomato after rice and the lowest-yielding tomato following eggplant was significant in the infested plots. Even though yield of tomato in the infested eggplant treatment was less than 60% of the yield in the noninfested treatment, the difference was not significant.

**Greenhouse experiments.** Initial *B. solanacearum* populations ranged from 3.4 to  $8.9 \times 10^7$  CFU per g of dry soil, but differences between treatment means within each experiment were not significant ( $P < 5\%$ ) after transformation into log values. Over a 12-week period, *B. solanacearum* population of the control treatment declined in the first and second experiment by 1.9 and 1.1 log units, respectively (Fig. 3A,B). During the first 4 weeks after transplanting rice, population differences between treatments were small. Thereafter, *B. solanacearum* numbers declined considerably faster under flooded conditions than under nonflooded conditions. Decline was enhanced when urea was present, especially in the second experiment. In the first experiment, the effect of urea was obvious 8 weeks after transplanting rice. There was no effect of urea in the nonflooded treatments. In the noninfested control treatment, *B. solanacearum* was not detectable on any of the sampling dates.

#### DISCUSSION

Bacterial wilt of tomato is devastating under certain conditions in subtropical and tropical areas of the world. There are few reports about the effect of various crops on soil populations of *B. solanacearum*. In our study of infested field soil, the population of *B. solanacearum* was comparable to populations found in naturally infested soil (18). A general decrease of the pathogen population in soil has been reported by several authors (3,21,22), indicating that *B. solanacearum* does not survive well in nonrhizosphere soil. In our study, the population of the bacterium declined once the tomatoes in the bacterial wilt nursery were dead and when soil was planted to nonhosts. Maintenance of a high population of *B. solanacearum* in soil cropped to eggplant agrees with a previous report that the pathogen multiplies in and is released from the roots of solanaceous crops (13). The pathogen may multiply in host plants without wilt symptoms. In a recent study, inoculated but symptomless tomato plants were all latently infected at the collar level regardless of the cultivar (4).

In the field, the decline in bacterial population in flooded soil planted to rice was not different from that in soil left fallow. The more detailed study in the greenhouse revealed that the decline under continuous flooding was more rapid than the decline in nonflooded soil. Nesmith and Jenkins (19) found that flooding reduced the survival of *B. solanacearum* in four different soils and that antagonistic microorganisms were important. Urea, as a readily available nitrogen source, might have enhanced the activity of these microorganisms; this would explain the more pronounced effect of the flooded treatment with N fertilizer. The characteristics of the microflora of flooded paddy soils are maintained after drainage (34). This might explain the long-term effect of flooded rice demonstrated in field experiment 1, in

which *B. solanacearum* was still detectable after transplanting tomato but disappeared 2 months later (Fig. 1A). An increased decline of the pathogen population in nonrhizosphere soil planted to rice, compared with soil left fallow, was also reported in the Philippines (21).

Despite the suppressive action of flooded rice on the pathogen population, bacterial wilt of the subsequent tomato crop was not eliminated (Fig. 2). Survival of *B. solanacearum* in flooded rice fields has been reported in Sri Lanka (24), where low bacterial wilt incidences of potato occurred in fields cropped to paddy rice for several years. Two factors might influence the survival of *B. solanacearum* in flooded rice fields. First, rice transports atmospheric oxygen to the roots and releases it to the soil, thereby creating an aerobic rhi-

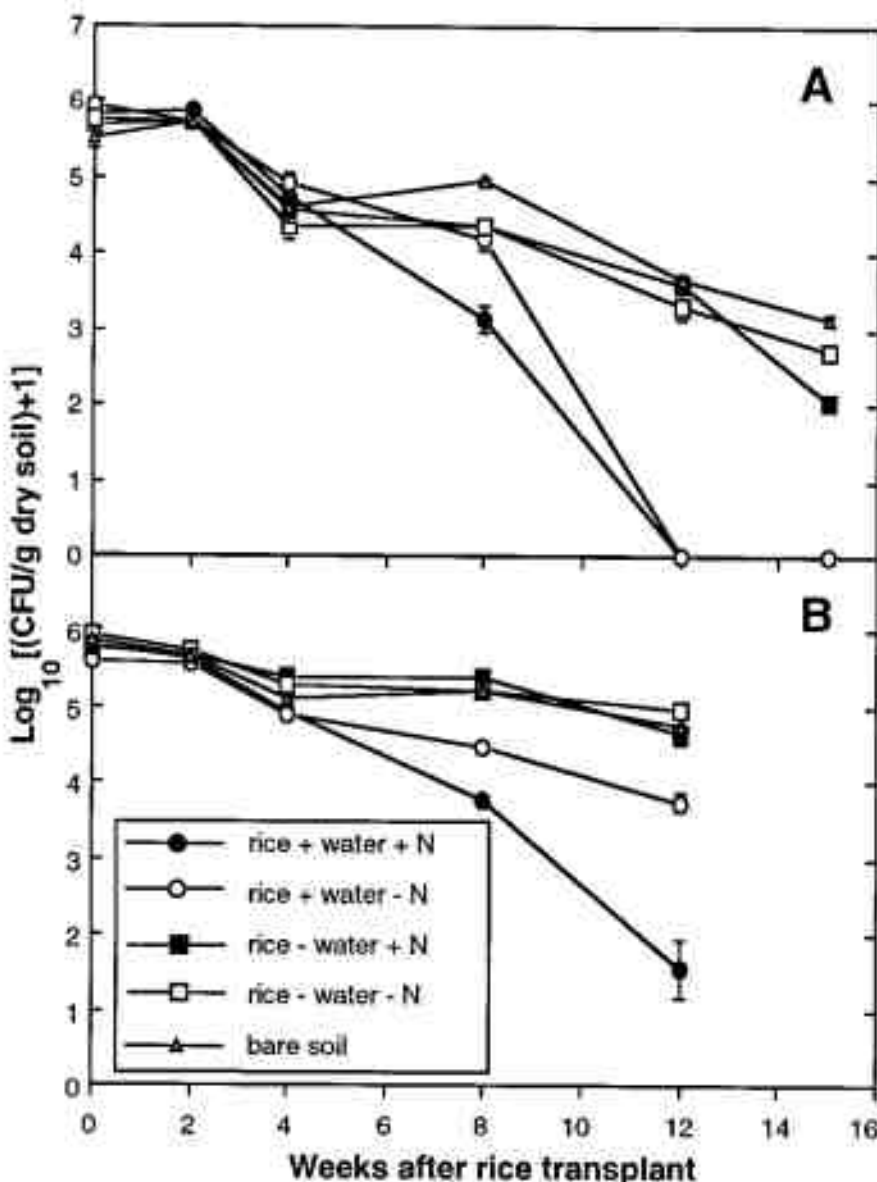


Fig. 3. *Burkholderia solanacearum* populations in artificially infested soil planted to rice under flooded (+ water) and nonflooded (- water) conditions, with (+ N) and without (- N) N fertilizer. Nonflooded fallow soil without N fertilizer served as control. (A) First experiment, (B) Second experiment.  $\bar{Y}$  bar represents standard error of a mean.

zosphere in an anaerobic soil (9). This might reduce the anaerobic effects of flooding in the proximity of rice roots. Second, Granada and Sequeira (3) detected *B. solanacearum* in roots of rice 90 days after sowing into soil infested with *B. solanacearum*. Therefore, the bacterium might survive within rice roots for the time the field is flooded and be present in the soil when rice is harvested.

Cowpea is a host of *B. solanacearum* (20) but, similar to soybean (*Glycine max* Merr.), which is also susceptible (26), it does not seem to maintain *B. solanacearum* populations in the soil. Melton and Powell (17) considered soybean to be the most suitable crop in rotation with tobacco to decrease bacterial wilt incidence. When cowpea and soybean were rotational crops, bacterial wilt of tobacco was 50 and 62% after 1 year and 6 and 2% after 2 years, respectively (26). The relatively high wilt incidence of the cowpea treatment in experiment 1 might be due to the incorporation of the aboveground biomass of cowpea, which might have increased the *B. solanacearum* population after decomposition of the cowpea residues.

When tomato followed eggplant with a generally high *B. solanacearum* population, disease progress was significantly greater. Since bacterial wilt is a monocyclic disease (33), such a reaction was to be expected. Reduction in disease progress in tomato following (presumably) nonhost plants seems related to survival of the pathogen in the soil (Fig. 1). At AVRDC, survival in fallow soil was also poor and therefore the disease was infrequent. Smith (26) described fallow conditions as a "starvation effect" that reduced the wilt incidence of tobacco.

The yield of the crops prior to tomato was not affected by the pathogen and therefore all three crops appear suitable for cultivation in fields infested with *B. solanacearum*. The absence of yield decline of eggplant grown in infested soil is probably due to resistance in the cultivar used in our experiments. The bacterial wilt incidence of this cultivar was less than 10%, whereas a susceptible cultivar had 100% wilt incidence (1).

The lack of significant differences in tomato yield between infested and noninfested plots following rice, cowpea, or fallow showed the value of these crops in rotation to control bacterial wilt. With eggplant as a previous crop, a yield reduction of the subsequent tomato crop is likely even though other factors such as resistance of the cultivar and environmental constraints, e.g., temperature (27) can affect bacterial wilt of the tomato crop.

Irrigated rice prior to tomato most consistently controlled bacterial wilt and resulted in a significantly higher tomato yield than when tomato followed eggplant. Flooded rice culture can also help to control root knot nematodes (29), which increase incidence of bacterial wilt (15).

Scarcity of water in some areas restricts the extent of flooded-rice cultivation; economic reasons may also preclude some farmers from including paddy rice in their crop rotation. In terms of weight, the yield of tomato after eggplant was only 44 to 57% of the yield after rice, but the average yield of eggplant was eight times greater than the rice yield. Depending on current production prices, a rotation of eggplant and tomato might be more profitable than one of rice and tomato. When farm size is limited and agriculture is the only income source, a highly labor-intensive crop such as eggplant might be more convenient than a more labor-extensive crop such as rice. If so, management methods other than crop rotation to control bacterial wilt need consideration.

#### ACKNOWLEDGMENTS

We thank J.-F. Hsu, H.-H. Liu, and S.-F. Lu for their technical assistance. We also wish to express our appreciation to J. Elphinstone, G. Delgado, and J. Manandhar for reviewing the manuscript. This research was funded by the Swiss Development Cooperation (SDC).

#### LITERATURE CITED

1. AVRDC. 1993. Integrated aspects of bacterial wilt control. Pages 235-242 in: AVRDC 1992 Progress Report. Asian Vegetable Research and Development Center, Shanhua, Taiwan, Taiwan.
2. Buddenhagen, I., and Kelman, A. 1964. Biological and physiological aspects of bacterial wilt caused by *Pseudomonas solanacearum*. *Annu. Rev. Phytopathol.* 2:203-230.
3. Granada, G. A., and Sequeira, L. 1983. Survival of *Pseudomonas solanacearum* in soil, rhizosphere, and plant roots. *Can. J. Microbiol.* 29:433-440.
4. Gutsmuth, V., Anais, G., and Prior, P. 1994. Distribution of *Pseudomonas solanacearum* in the stem tissues of tomato plants with different levels of resistance to bacterial wilt. *Plant Pathol.* 43:663-668.
5. Hanson, P. M., Wang, J. F., Licardo, O., Haudin, M. S., Hartman, G. L., Liu, Y. C., and Chen, J. T. 1996. Variable reaction of tomato lines to bacterial wilt evaluated at several locations in Southeast Asia. *HortScience* 31: 143-146.
6. Hartman, G. L., Hong, W. F., and Wang, T. C. 1991. Survey of bacterial wilt on fresh market hybrid tomatoes in Taiwan. *Plant Prot. Bull. (Taiwan)* 33:197-203.
7. Hayward, A. C. 1964. Characteristics of *Pseudomonas solanacearum*. *J. Appl. Bacteriol.* 27:265-277.
8. Hayward, A. C. 1991. Biology and epidemiology of bacterial wilt caused by *Pseudomonas solanacearum*. *Annu. Rev. Phytopathol.* 29:65-87.
9. IRRRI. 1964. Plant-microorganism interactions. Pages 249-253 in: Annual Report 1964. International Rice Research Institute, Los Baños, Laguna, Philippines.
10. Jackson, M. T., and González, L. C. 1981. Persistence of *Pseudomonas solanacearum* (race 1) in a naturally infested soil in Costa Rica. *Phytopathology* 71:690-693.
11. Kado, C. I., and Heskett, M. G. 1970. Selective media for isolation of *Agrobacterium*, *Corynebacterium*, *Erwinia*, *Pseudomonas*, and *Xanthomonas*. *Phytopathology* 60:969-976.
12. Kelman, A. 1954. The relationship of pathogenicity in *Pseudomonas solanacearum* to colony appearance on a tetracycline medium. *Phytopathology* 44:693-695.

13. Kelman, A., and Sequeira, L. 1965. Root-to-root spread of *Pseudomonas solanacearum*. *Phytopathology* 55:304-309.
14. Kitchaid, R. R. 1960. Crop rotation and fallowing in relation to tobacco disease control. *Bot. Rev.* 26:261-276.
15. Libman, G., Leach, J. G., and Adams, R. E. 1964. Role of certain plant-parasitic nematodes in infection of tomatoes by *Pseudomonas solanacearum*. *Phytopathology* 54: 151-153.
16. Little, T. M., and Hills, F. J. 1978. *Agricultural Experimentation*. John Wiley and Sons, New York.
17. Melton, T. A., and Powell, N. T. 1991. Effects of two-year crop rotations and cultivar resistance on bacterial wilt in flue-cured tobacco. *Plant Dis.* 75:695-698.
18. Moffett, M. L., and Wood, B. A. 1984. Populations of *Pseudomonas solanacearum* biovar 3 in naturally infested soil. *Soil Biol. Biochem.* 16:57-61.
19. Nesmith, W. C., and Jenkins, S. F., Jr. 1985. Influence of antagonists and controlled matrix potential on the survival of *Pseudomonas solanacearum* in four North Carolina soils. *Phytopathology* 75:1182-1187.
20. Quimio, A. J. 1974. Cowpea, new host of *Pseudomonas solanacearum* E. F. Smith in the Philippines. *Philipp. Agric.* 58:200-204.
21. Quinto, A. L., and Chan, H. H. 1979. Survival of *Pseudomonas solanacearum* E. F. Smith in the rhizosphere of some weed and economic plant species. *Philipp. Phytopathol.* 15:108-121.
22. Rema Devi, L., Ramanatha Menon, M., and Ayyer, K. S. 1981. Survival of *Pseudomonas solanacearum* in soil. *Plant Soil* 62:169-182.
23. Senewirathne, S. N. de S. 1969. On the occurrence of *Pseudomonas solanacearum* in the hill country of Ceylon. *J. Hort.* 54:393-402.
24. Senewirathne, S. N. de S. 1976. Bacterial wilt in solanaceous crops grown in rice fields. Pages 95-101 in: *Proc. Int. Planning Conf. and Workshop on the Ecology and Control of Bacterial Wilt Caused by Pseudomonas solanacearum*, 1st. L. Sequeira and A. Kelman, eds. North Carolina State University, Raleigh.
25. Shaner, G., and Finney, R. E. 1977. The effect of nitrogen fertilization on the expression of slow-mildewing resistance in Knox wheat. *Phytopathology* 67:1051-1056.
26. Smith, T. E. 1944. Control of bacterial wilt (*Bacterium solanacearum*) of tobacco as influenced by crop rotation and chemical treatment of the soil. *Circ. U.S. Dep. Agric.* 692.
27. Sonoda, R. M. 1978. Effect of differences in tolerance of tomato to *Pseudomonas solanacearum* and the time of planting on incidence of bacterial wilt. *Plant Dis. Rep.* 62:1059-1062.
28. Steel, R. G. D., and Torrie, J. H. 1960. *Principles and Procedures of Statistics*. McGraw-Hill, New York.
29. Thamm, W. H., Jr., and Senter, W. N. 1953. A preliminary trial of lowland culture rice in rotation with vegetable crops as a means of reducing root-knot nematode infestations in the Everglades. *Plant Dis. Rep.* 37:187-192.
30. Thomald, C. A. 1949. The effect of certain crop rotations on the incidence of bacterial wilt disease (*Xanthomonas solanacearum*) of tomato. *Trop. Agric.* 26:28-32.
31. Thung, T. H. 1947. Potato diseases and hybridization. *Phytopathology* 37:371-381.
32. Tsai, J.-W., Hsu, S.-T., and Chen, L.-C. 1985. Bacteriocin-producing strains of *Pseudomonas solanacearum* and their effect on development of bacterial wilt of tomato. *Plant Prot. Bull. (Taiwan)* 27:267-278.
33. Van der Plank, J. E. 1963. *Plant Diseases: Epidemiology and Control*. Academic Press, New York.
34. Watanabe, I., and Furusaka, C. 1980. Microbial ecology of flooded rice soils. Pages 125-168 in: *Advances in Microbial Ecology*, Vol. 4. M. Alexander, ed. Plenum Press, New York.